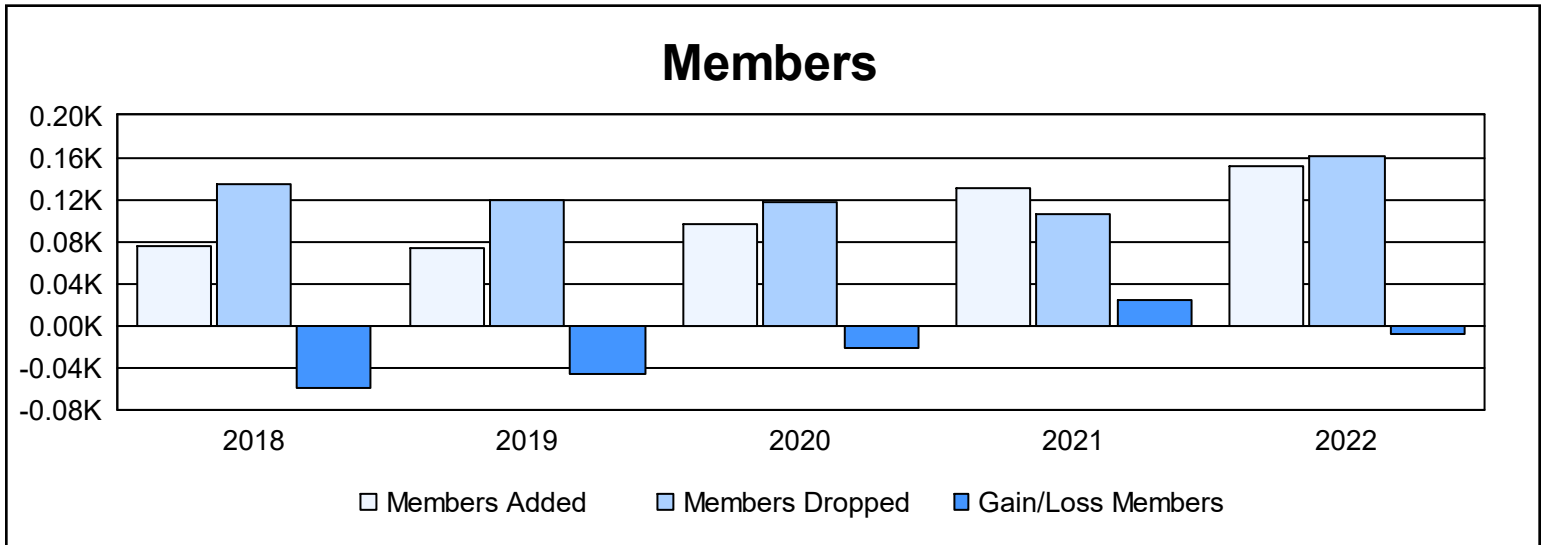
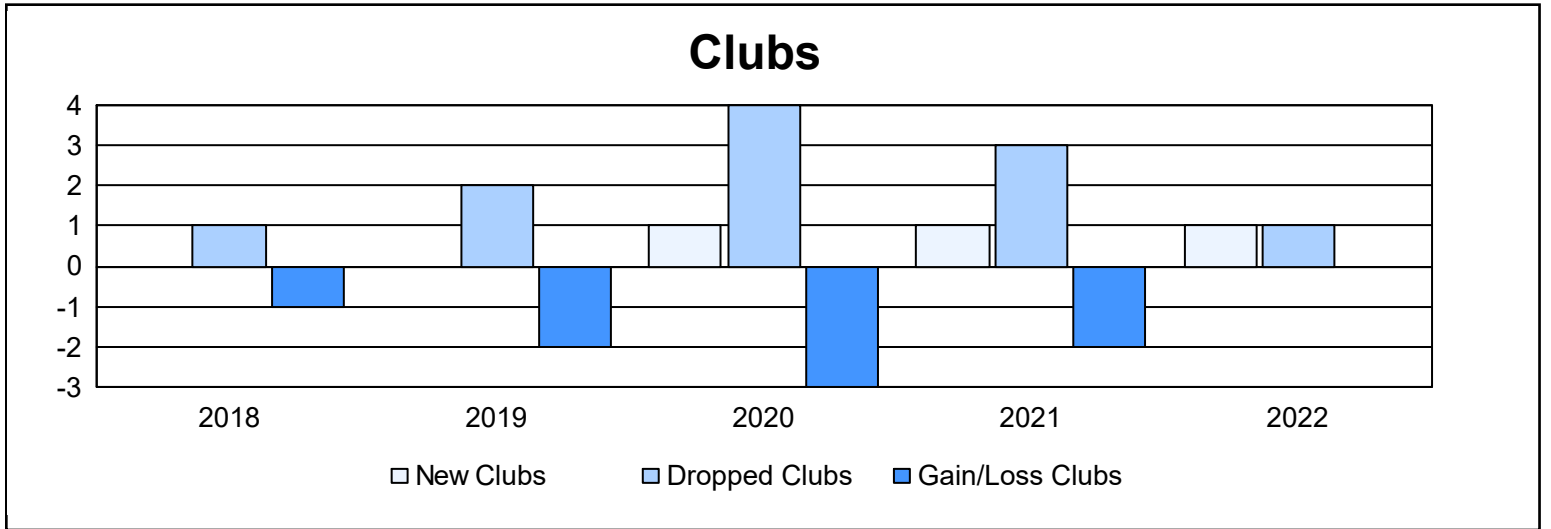
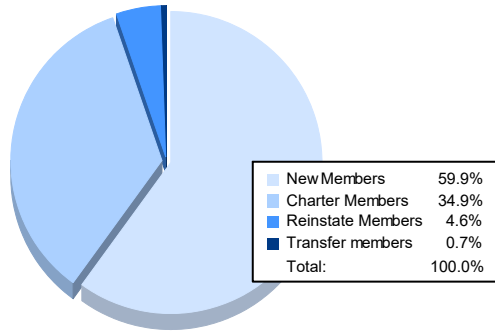


Year	New Clubs	Dropped Clubs	Gain/ Loss Clubs	New Members	Charter Members	Reinstate Members	Transfer Members	Total Member Added	Total Members Dropped	Gain/ Loss Members
2017-2018	0	1	-1	68	1	1	5	75	134	-59
2018-2019	0	2	-2	72	0	1	1	74	120	-46
2019-2020	1	4	-3	71	20	4	2	97	118	-21
2020-2021	1	3	-2	96	22	1	11	130	105	25
2021-2022	1	1	0	91	53	7	1	152	161	-9
<b>Average</b>	<b>1</b>	<b>2</b>	<b>-2</b>	<b>80</b>	<b>19</b>	<b>3</b>	<b>4</b>	<b>106</b>	<b>128</b>	<b>-22</b>



### Membership Composition June 2022 Cumulative



### Gender Composition June 2022 Cumulative

